





TESVOLT ENERGY MANAGER — COMPATIBILITY OVERVIEW

We include devices that can process Modbus protocols in the TESVOLT compatibility list on request. This may come at an additional cost. The Modbus protocols themselves must be provided by the customer.

All devices are only compatible with the latest software version 1.22. If you do not have this version, please contact TESVOLT.


PV inverters*

Manufacturer	Model	Protocol(s)	Communication interface	Note
	Tripower STP 4.0, STP 5.0, STP 6.0, STP 8.0, STP 10.0, 5000TL-20, 6000TL-20, 7000TL-20, 8000TL-10, 8000TL-20, 9000TL-20, 10000TL-10, 10000TL-20, 11000TL-20, 12000TL-10, 12000TL-20, 15000TL-10, 15000TL-30, 17000TL-10, 20000TL-30, 25000TL-30	Modbus Sunspec	Ethernet RJ45	Is the inverter you're looking for not listed? It is very likely that similar models will also be compatible: this is something we can check swiftly.
	Tripower Core 1 (STP50-40)	Modbus Sunspec	Ethernet RJ45	
	Tripower Core 2 (STP110-60)	Modbus Sunspec	Ethernet RJ45	
	SE XXXX (1-phasig)	Modbus Sunspec	Ethernet RJ45	On request
	SE XXk (3-phasig)	Modbus Sunspec	Ethernet RJ45	
	SE HD Wave / SE XXXXH	Modbus Sunspec	Ethernet RJ45	
	SE XXK-RWS	Modbus Sunspec	Ethernet RJ45	

	Plenticore (PV)	Modbus Sunspec	Ethernet RJ45	
	Piko alt	Modbus Sunspec	Ethernet RJ45	
	Piko IQ 4.2, 5.5, 7.0, 8.5, 10	Modbus Sunspec	Ethernet RJ45	
	Piko 12, 15, 17, 20	Modbus Sunspec	Ethernet RJ45	It is highly likely that further versions can be implemented without any issues.
	Primo	Modbus Sunspec	Ethernet RJ45	On request
	Galvo	Modbus Sunspec	Ethernet RJ45	On request
	Symo	Modbus Sunspec	Ethernet RJ45	
	Gen24	Modbus Sunspec	Ethernet RJ45	Requires additional meter






* A firmware update is required for all the inverters listed!

Battery inverters

Manufacturer	Model	Protocol(s)	Communication interface	Note
<p>TESVOLT</p> 	<p>TESVOLT PCS/Gridcon PCS</p>	<p>Modbus/TCP</p>	<p>Ethernet RJ45</p>	<p>Compatible cabinet systems: TS-I HV, TS-I HV (E)</p>









Charging stations

Manufacturer	Model	Protocol(s)	Communication interface	Charging points (CP)	Charging type		Max. charging power per CP	Energy meter			Access control		Note
					AC	DC		Uncalibrated	MID	ME	RFID	Schlüssel	
KEBA	P30 c-serie	Modbus/TCP, UDP	Ethernet RJ45	1	✓		22 kW	Optional	Optional	Optional	Optional		
	P30 x-serie	Modbus/TCP, UDP	Ethernet RJ45	1	✓		22 kW	Optional	Optional	Optional	Optional		
	Deutschland Edition	Modbus/TCP, UDP	Ethernet RJ45	1	✓		11 kW	Optional	Optional	Optional	Optional		
wallbe®	Pro	Modbus/TCP, Modbus/RTU	Ethernet RJ45, RS485	1	✓		22 kW		✓ External meter recommended		✓	✓	
	Eco 2.0	Modbus/TCP, Modbus/RTU	Ethernet RJ45, RS485	1	✓		22 kW				Optional	✓	
MENNEKES	Amtron Xtra	Modbus/TCP	Ethernet RJ45	1	✓		22 kW		✓		✓	✓	
	Amtron Premium	Modbus/TCP	Ethernet RJ45	1	✓		22 kW		✓		✓	✓	
	Amtron Professional (+) PnC	Modbus/TCP	Ethernet RJ45	2	✓		22 kW		✓		✓		
HEIDELBERG	Energy Control	Modbus/RTU	RS485	1	✓		11 kW				Optional	✓	

	Local energy management (LEM)	Modbus/TCP	Ethernet RJ45	40	✓		22 kW						On request
	ECOLECTRA	Nur mit Modbus/TCP fähigem Baseboard	Ethernet RJ45	2	✓		22 kW		✓		✓		
	basicEvo	Modbus/RTU	RS485	1	✓		11 kW				Optional	Optional	
	smartEvo	Modbus/TCP	Ethernet RJ45	1	✓		11 kW		✓		✓		
	Advanced WM/PM/BM												
	Duo	Modbus/TCP	Ethernet RJ45	2	✓		22 kW		✓		✓		
	CITO	Modbus/TCP	Ethernet RJ45	2	✓	✓	22 kW AC / 50 kW DC		✓		✓		
	Alpha XT	Modbus/RTU	RS485	2	✓		11 kW				Optional		
	cPμ1	HTTP	Ethernet RJ45	1	✓		13,8 kW		External eCB1 meter required				Can only be controlled via an external eCB1
	Cph1	HTTP	Ethernet RJ45	1	✓		22 kW		✓ (internal eCB1 meter)		✓	✓	
	Live	Modbus/TCP, Modbus/RTU	Ethernet RJ45, RS485	1	✓		22 kW		✓		✓		

Electricity meters

Manufacturer	Model	Protocol(s)	Communication interface	Phases		Measurement type		Digital contacts		Note
				1	3	Direct (I _{max})	Sekundärstrom (I _{max}) mit separatem Wandler	Input	Output	
	Basiszähler	SML	Optical read head via USB	✓	✓					individual PIN recording via flashes
	eHz	SML	Optical read head via USB or OKK-BKE gen. F	✓	✓					individual PIN recording via flashes
	Basiszähler	SML	Optical read head via USB	✓	✓					individual PIN recording via flashes
	eHz	SML	Optical read head via USB or OKK-BKE gen. F	✓	✓					individual PIN recording via flashes
	Basiszähler	SML	Optical read head via USB	✓	✓					individual PIN recording via flashes
	eHz	SML	Optical read head via USB	✓	✓					individual PIN recording via flashes
	Basiszähler	SML	Optical read head via USB	✓	✓					individual PIN recording via flashes
Pulse meters										On request
	ET/EM 100 Serie	Modbus/RTU	RS485	✓		65 A				
	ET/EM 300 Serie	Modbus/RTU	RS485	✓	✓	65 A				


Janitza®	B21, B23 und B24	Modbus/RTU	RS485	✓	✓	65 A	5 A (only B24)	✓	✓	B21 only single-phase
	UMG 604, 801, 806, 20 CM und 96 RM-EL	Modbus/RTU	RS485	✓	✓	65 A	5 A	✓	✓	
	SDM220	Modbus/RTU	RS485	✓		80 A				
	SDM630	Modbus/RTU	RS485	✓	✓					
	SDM72DM	Modbus/RTU	RS485	✓	✓					
	SDM72DV1	Modbus/RTU	RS485	✓	✓					
	EM 300	Modbus/TCP	Ethernet RJ45	✓	✓					
SIEMENS	Sentron PAC1665	Modbus/TCP	Ethernet RJ45	✓	✓			✓	✓	
	Sentron PAC2200	Modbus/TCP	Ethernet RJ45	✓	✓			✓	✓	
	Sentron PAC3200	Modbus/TCP	Ethernet RJ45	✓	✓			✓	✓	
	Sentron PAC4200	Modbus/TCP	Ethernet RJ45	✓	✓			✓	✓	
	EnergyMeter	Speedwire	Ethernet RJ45	✓	✓	63 A	5 A			
	PM5300 Serie	Modbus/TCP	Ethernet RJ45	✓	✓					
	EcoCount S	Modbus/RTU	RS485	✓	✓	85 A	5 A			
	EM3XX	Modbus/RTU	RS485	✓	✓	80 A				
	MMB 700	Modbus/TCP, Modbus/RTU	Ethernet RJ45, RS485	✓	✓					
	eMeter	Modbus/RTU	RS485	✓	✓					

	eCB1	HTTP	Ethernet RJ45	✓	✓	<p>The following can also be connected and read via eCB1 using HTTP: B-control Energy Manager, KLEFR 6934 energy meter, RCT Power measuring point, Tesla Powerwall measuring point</p>
	Professional II	Modbus/TCP	Ethernet RJ45	✓	✓	

Heat and cooling meters

Manufacturer	Model	Protocol(s)	Communication interface	Note
	MULTICAL 603	Modbus/TCP	Ethernet RJ45	
	Ultramess 603	Modbus/TCP	Ethernet RJ45	
	Supercal 531	Modbus/TCP	Ethernet RJ45	

Air pressure and gas meters

Manufacturer	Model	Protocol(s)	Communication interface	Note
	BMG 1020	Modbus/TCP, Modbus/RTU	Ethernet RJ45, RS485	


Heat pumps

Manufacturer	Model	Protocol(s)	Communication interface	Note
		UDP	USB, Digitale Kontakte, Separate KMTronic Hardware	On request

Heating rods

Manufacturer	Model	Protocol(s)	Communication interface	Note
	AC THOR	Modbus/TCP	Ethernet RJ45	
	AC THOR 9s	Modbus/TCP	Ethernet RJ45	
	AC ELWA-E	Modbus/TCP	Ethernet RJ45	

Fuel cells

Manufacturer	Model	Protocol(s)	Communication interface	Note
	BlueGEN BG-15	Modbus/TCP	Ethernet RJ45	

Legal notice

TESVOLT headquarters

TESVOLT AG
Am Heideberg 31
06886 Lutherstadt Wittenberg
info@tesvolt.com

TESVOLT service hotline

Monday to Friday
09:00 am – 04:00 pm CET
+49 (0) 3491 / 87 97 100